

## Respondus LockDown Browser – Library Laptop Edition

---

*This article applies to students who will use Clarion University library laptops to take a Respondus LockDown Browser / Monitor enabled quiz.*

### Borrowing a Laptop in Carlson Library

---

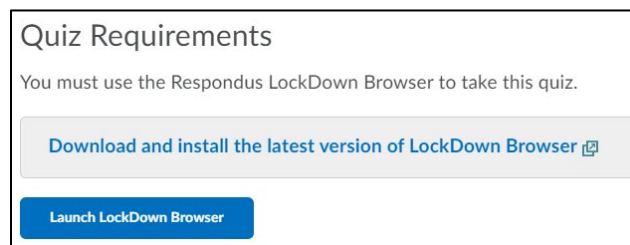
Students may borrow a laptop and its accessories for use outside the library for three (3) days. The fine on overnight overdue equipment is \$20 a day. You may also borrow specific laptops for use *inside the library* until the end of the day. There is no fine unless the item becomes lost.

**Visit the circulation desk in Carlson Library and request a laptop with the Respondus LockDown Browser app.**

### Taking a D2L Quiz that requires Respondus LockDown Browser on a Library Laptop

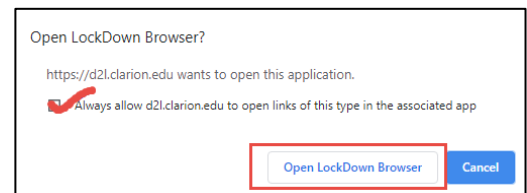
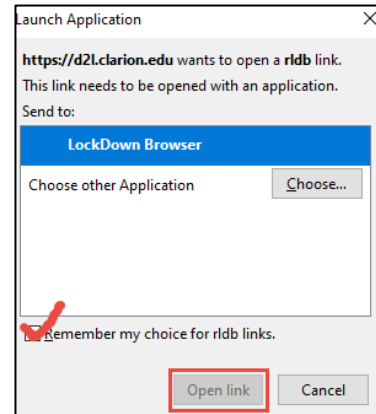
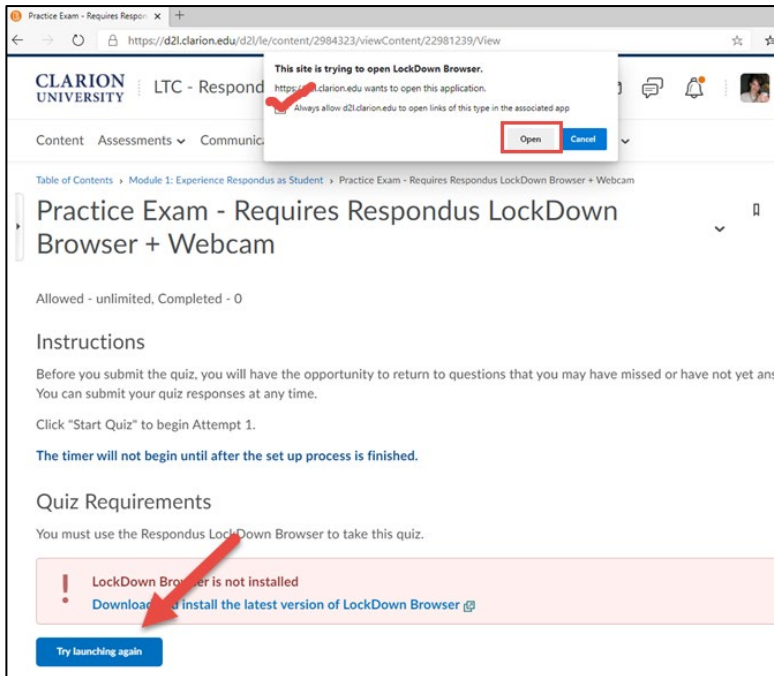
---

- 1) Select a browser and log in to your D2L course. Do NOT launch the Respondus app outside of D2L.
- 2) In your course, navigate to the quiz you wish to begin
  - a. The quiz may be linked from within the course content area, or you can find it under Assessments > Quizzes
- 3) On the quiz summary page, read any instructions provided by your instructor and click '**Launch LockDown Browser**'. You do not need to download and install LockDown Browser as it is already installed on the library device.



- 4) Allow D2L to open the LockDown Browser application. The prompt will vary depending on the browser you are using

*(Continued)*



- 5) Follow the on-screen prompts to close any running applications. This is normal.
- 6) Follow the Respondus LockDown Browser/Monitor set-up process.
- 7) Begin Quiz.

**NOTE:** Do not exit LockDown Browser until you complete and submit the exam.