

Employer Survey Spring 2020

Description:

Date Created: 3/9/2020 11:45:51 AM

Date Range: 2/27/2020 12:00:00 AM - 8/25/2020 11:59:00 PM

Total Respondents: 1

Q1. Current Position within your school district / agency.

Count	Percent		
0	0.00%	<input type="text"/>	Superintendent / Assistant Superintendent
0	0.00%	<input type="text"/>	Principal / Assistant Principal
0	0.00%	<input type="text"/>	Special Education Supervisor
0	0.00%	<input type="text"/>	Curriculum Director
0	0.00%	<input type="text"/>	Program / Agency Director
1	100.00%	<input checked="" type="text"/>	Other:

Count	Percent		
1	100.00%	<input checked="" type="text"/>	Education Manager

1 Respondents

Q2. Numbers of years of administrative service

Count	Percent		
0	0.00%	<input type="text"/>	1 - 3
1	100.00%	<input checked="" type="text"/>	4 - 10
0	0.00%	<input type="text"/>	11 or more

1 Respondents

Q3. Number of years in your current position

Count	Percent		
0	0.00%	<input type="text"/>	1 - 3
1	100.00%	<input checked="" type="text"/>	4 - 10
0	0.00%	<input type="text"/>	11 or more

1 Respondents

Q4. Primary population of your district / agency.

Count	Percent		
1	100.00%	<input checked="" type="text"/>	Rural
0	0.00%	<input type="text"/>	Suburban
0	0.00%	<input type="text"/>	Urban

1 Respondents

Q5. *School Districts only. Is your district considered a "high need" district by PA?

Count	Percent		
0	0.00%	<input type="text"/>	Yes - What is your measure?

Count	Percent		
0	0.00%	<input type="text"/>	No

0 Respondents

Q6. How many Clarion University graduates do you employ?

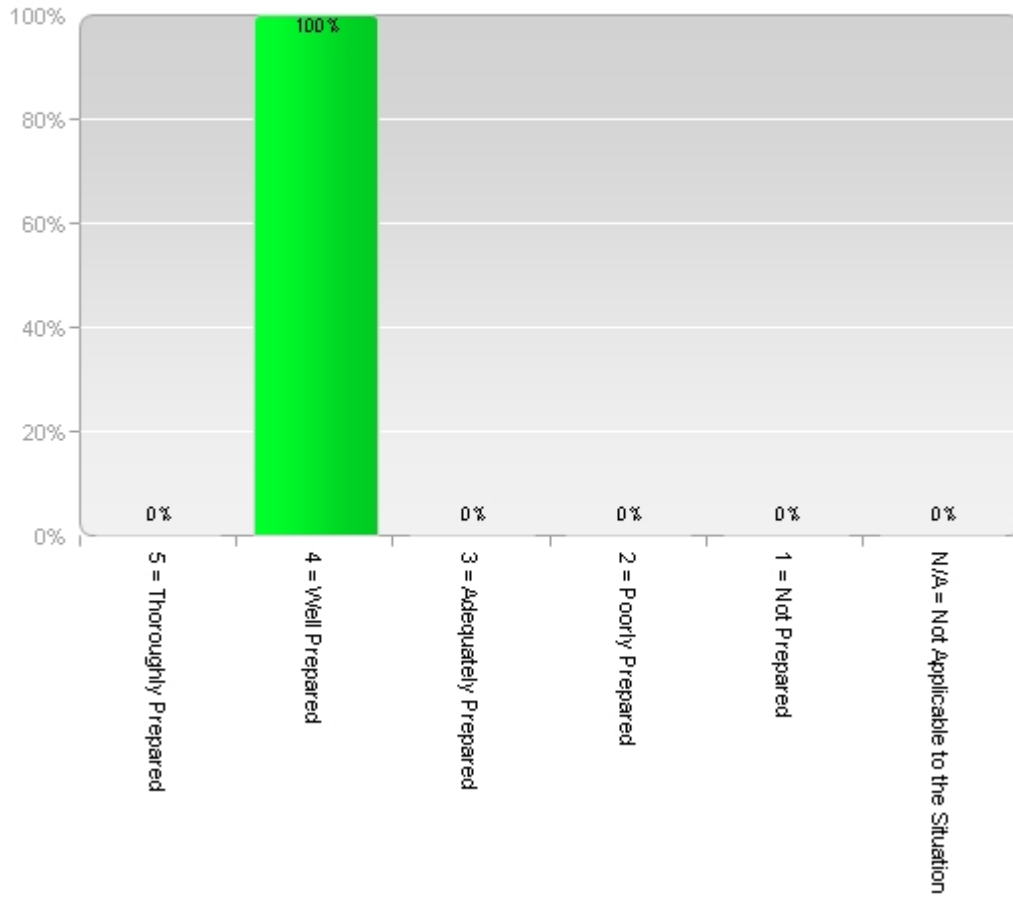
Count	Percent		
0	0.00%	<input type="text"/>	1 - 4
1	100.00%	<input checked="" type="text"/>	5 - 10
0	0.00%	<input type="text"/>	11 or more
1 Respondents			

Q7. In what certification areas do you employ Clarion University graduates? (Please check all that apply)

Count	Respondent %	Response %	
1	100.00%	50.00%	<input checked="" type="checkbox"/> <input type="checkbox"/> Early Childhood / Elementary
1	100.00%	50.00%	<input checked="" type="checkbox"/> <input type="checkbox"/> Special Education
0	0.00%	0.00%	<input type="checkbox"/> Secondary - Math
0	0.00%	0.00%	<input type="checkbox"/> Secondary - Science
0	0.00%	0.00%	<input type="checkbox"/> Secondary - Social Studies
0	0.00%	0.00%	<input type="checkbox"/> Secondary - English
0	0.00%	0.00%	<input type="checkbox"/> Secondary - Foreign Language
0	0.00%	0.00%	<input type="checkbox"/> Middle Level (grades 4 - 8)
0	0.00%	0.00%	<input type="checkbox"/> Reading Specialist
1 Respondents			
2 Responses			

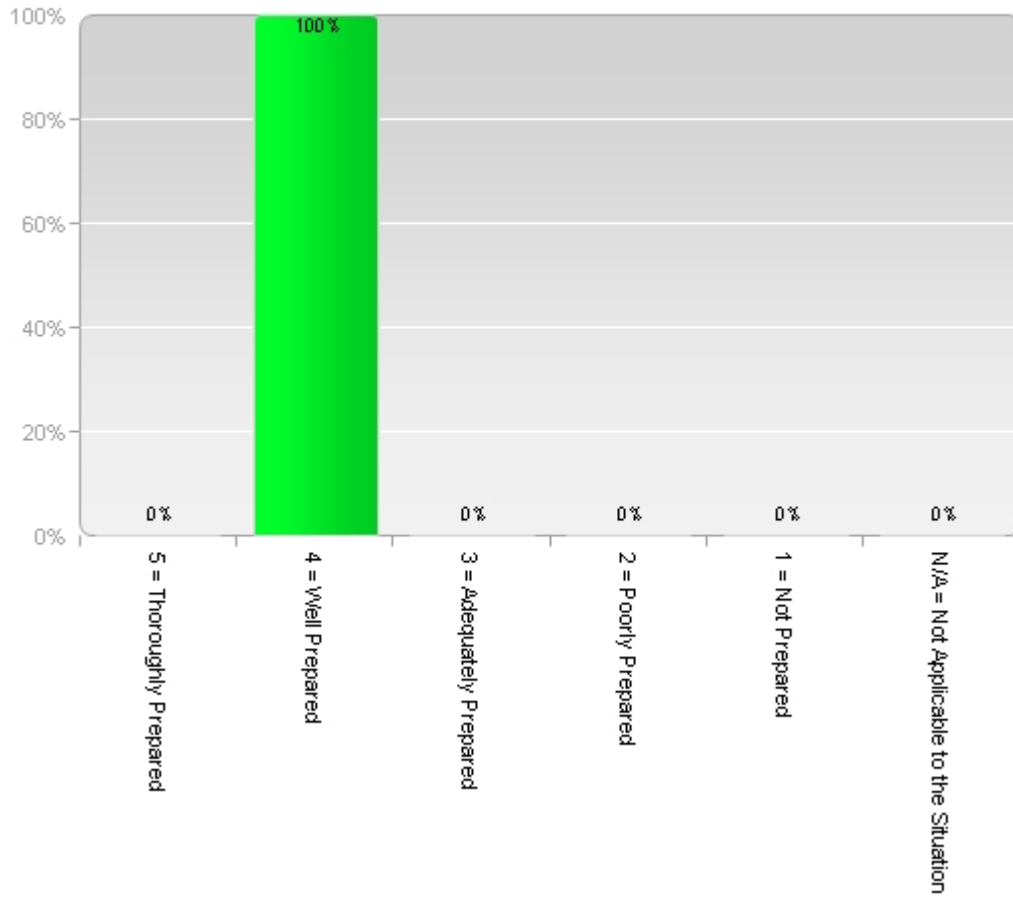
Q8. Please use the scale provided to indicate the degree to which you believe our program has prepared graduates currently employed as teachers in your district in each of the professional knowledge and practice areas. - 1. Appropriate Content Knowledge

Q8. Please use the scale provided to indicate the degree to which you believe our program has prepared graduates currently employed as teachers in your district in each of the professional knowledge and practice areas. - 1. Appropriate Content Knowledge



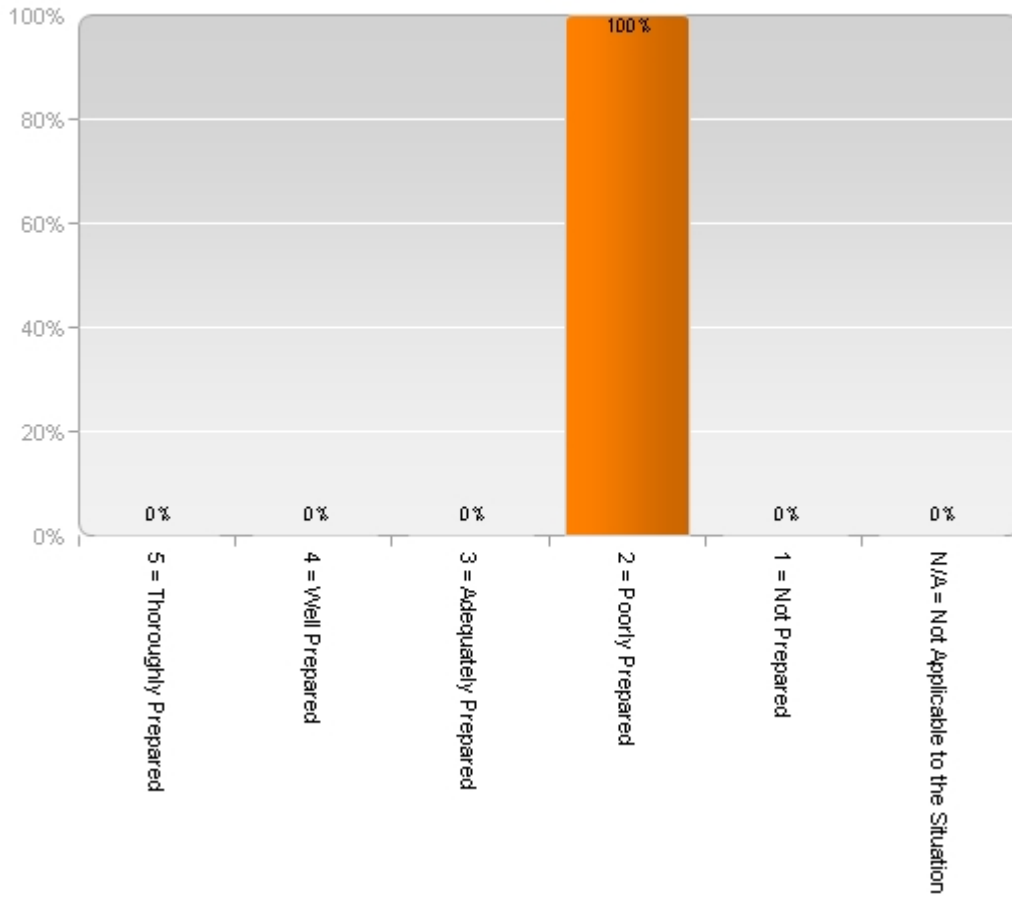
Q9. Please use the scale provided to indicate the degree to which you believe our program has prepared graduates currently employed as teachers in your district in each of the professional knowledge and practice areas. - 2. Knowledge of Learners and Leaner Development

Q9. Please use the scale provided to indicate the degree to which you believe our program has prepared graduates currently employed as teachers in your district in each of the professional knowledge and practice areas. - 2. Knowledge of Learners and Leaner Development



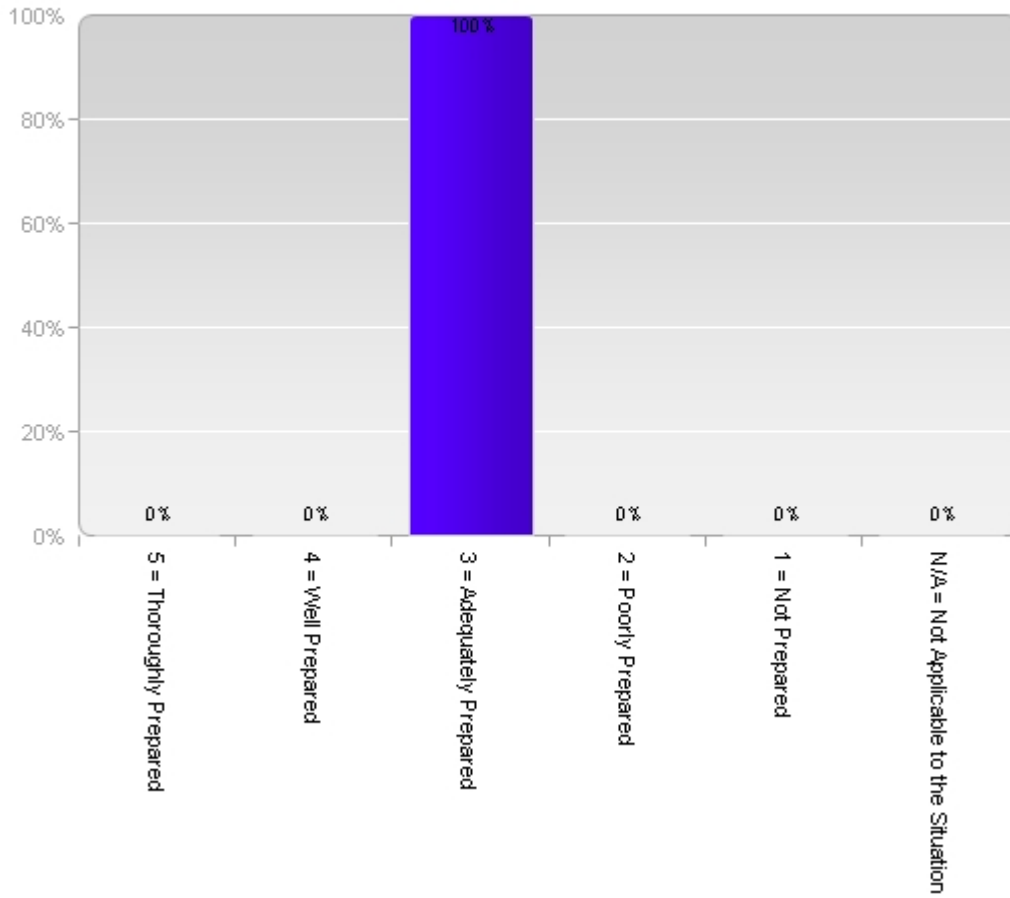
Q10. Please use the scale provided to indicate the degree to which you believe our program has prepared graduates currently employed as teachers in your district in each of the professional knowledge and practice areas. - 3. Differentiated Instruction

Q10. Please use the scale provided to indicate the degree to which you believe our program has prepared graduates currently employed as teachers in your district in each of the professional knowledge and practice areas. - 3. Differentiated Instruction



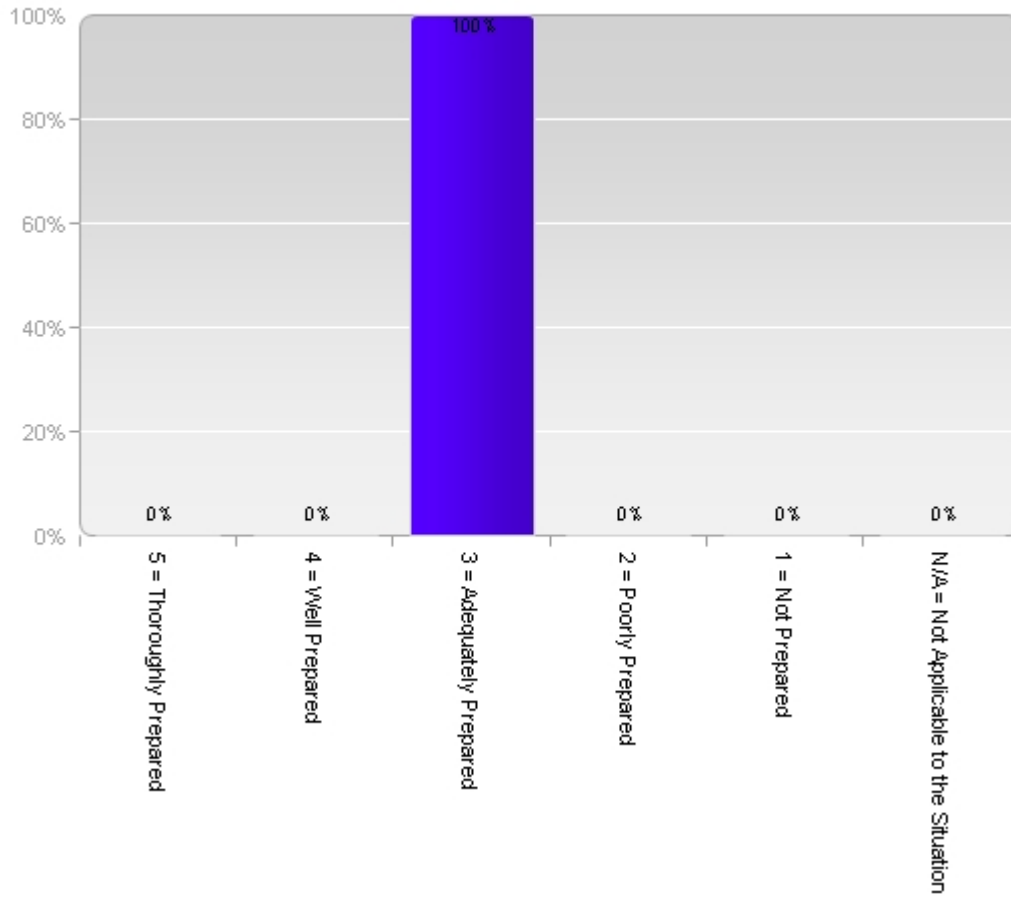
Q11. Please use the scale provided to indicate the degree to which you believe our program has prepared graduates currently employed as teachers in your district in each of the professional knowledge and practice areas. - 4. Planning Based on State and National Standards

Q11. Please use the scale provided to indicate the degree to which you believe our program has prepared graduates currently employed as teachers in your district in each of the professional knowledge and practice areas. - 4. Planning Based on State and National Standards



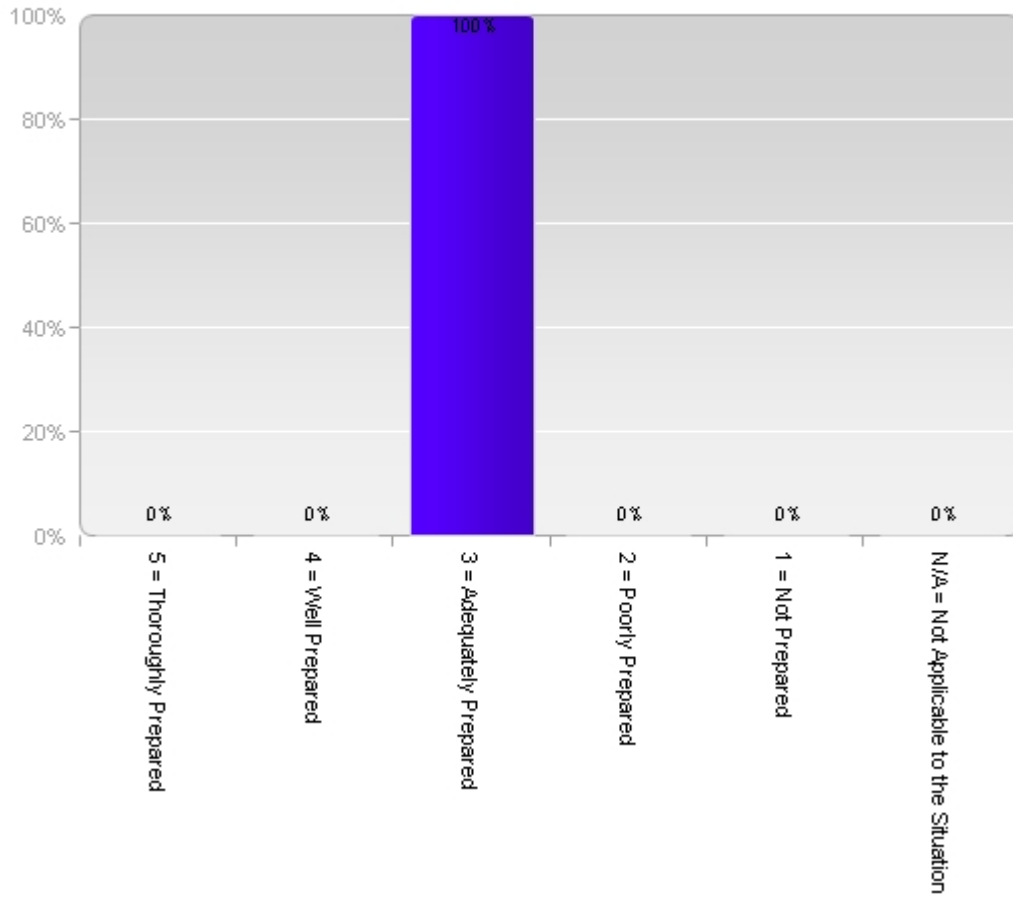
Q12. Please use the scale provided to indicate the degree to which you believe our program has prepared graduates currently employed as teachers in your district in each of the professional knowledge and practice areas. - 5. Effective Use of Appropriate Instructional Strategies and Methods

Q12. Please use the scale provided to indicate the degree to which you believe our program has prepared graduates currently employed as teachers in your district in each of the professional knowledge and practice areas. - 5. Effective Use of Appropriate Instructional Strategies and Methods



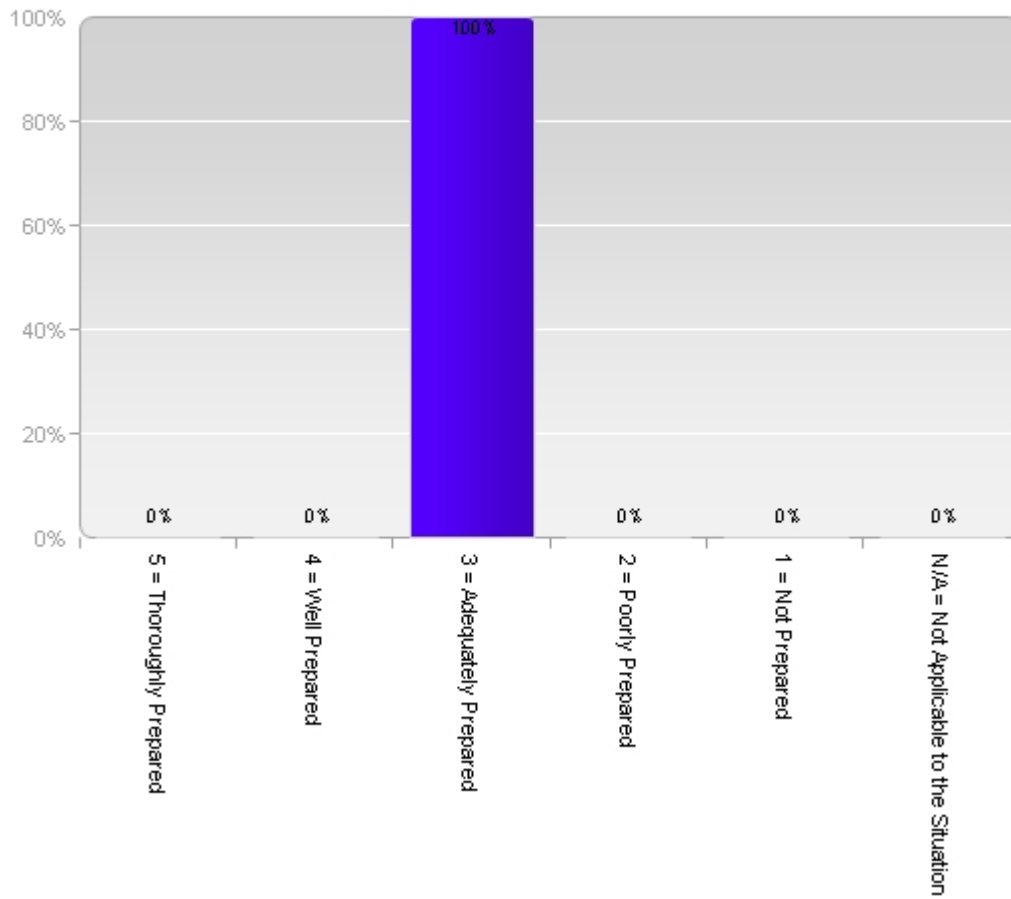
Q13. Please use the scale provided to indicate the degree to which you believe our program has prepared graduates currently employed as teachers in your district in each of the professional knowledge and practice areas. - 6. Engaging Students in Critical Thinking and Problem Solving

Q13. Please use the scale provided to indicate the degree to which you believe our program has prepared graduates currently employed as teachers in your district in each of the professional knowledge and practice areas. - 6. Engaging Students in Critical Thinking and Problem Solving



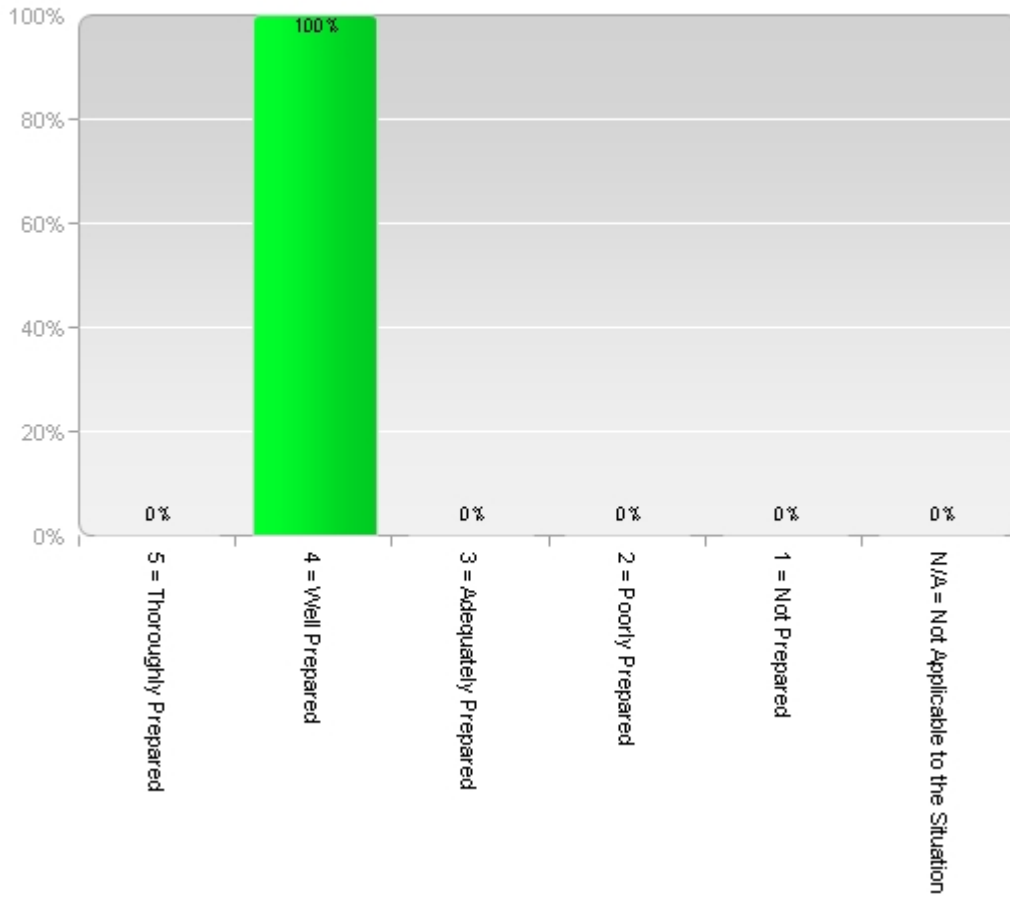
Q14. Please use the scale provided to indicate the degree to which you believe our program has prepared graduates currently employed as teachers in your district in each of the professional knowledge and practice areas. - 7. Use of Formative and Summative Assessment to Impact Teaching and Learning

Q14. Please use the scale provided to indicate the degree to which you believe our program has prepared graduates currently employed as teachers in your district in each of the professional knowledge and practice areas. - 7. Use of Formative and Summative Assessment to Impact Teaching and Learning



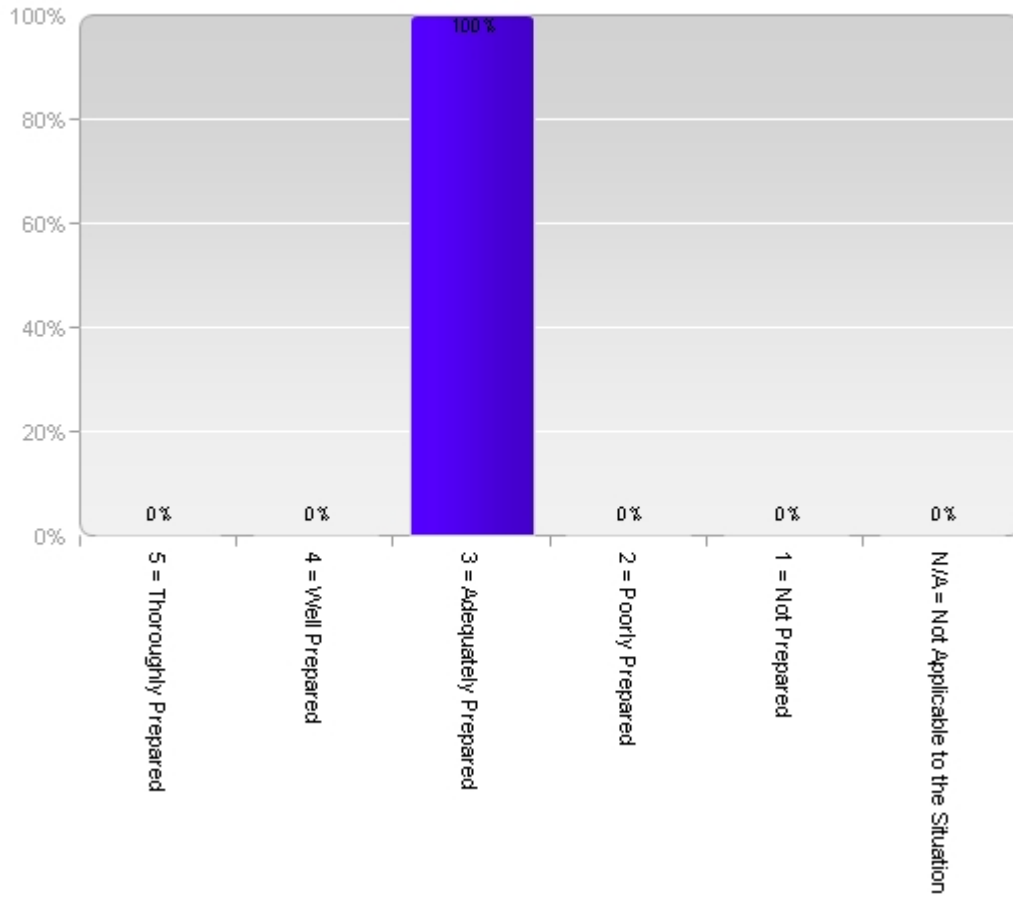
Q15. Please use the scale provided to indicate the degree to which you believe our program has prepared graduates currently employed as teachers in your district in each of the professional knowledge and practice areas. - 8. Creating a Positive Classroom Environment

Q15. Please use the scale provided to indicate the degree to which you believe our program has prepared graduates currently employed as teachers in your district in each of the professional knowledge and practice areas. - 8. Creating a Positive Classroom Environment



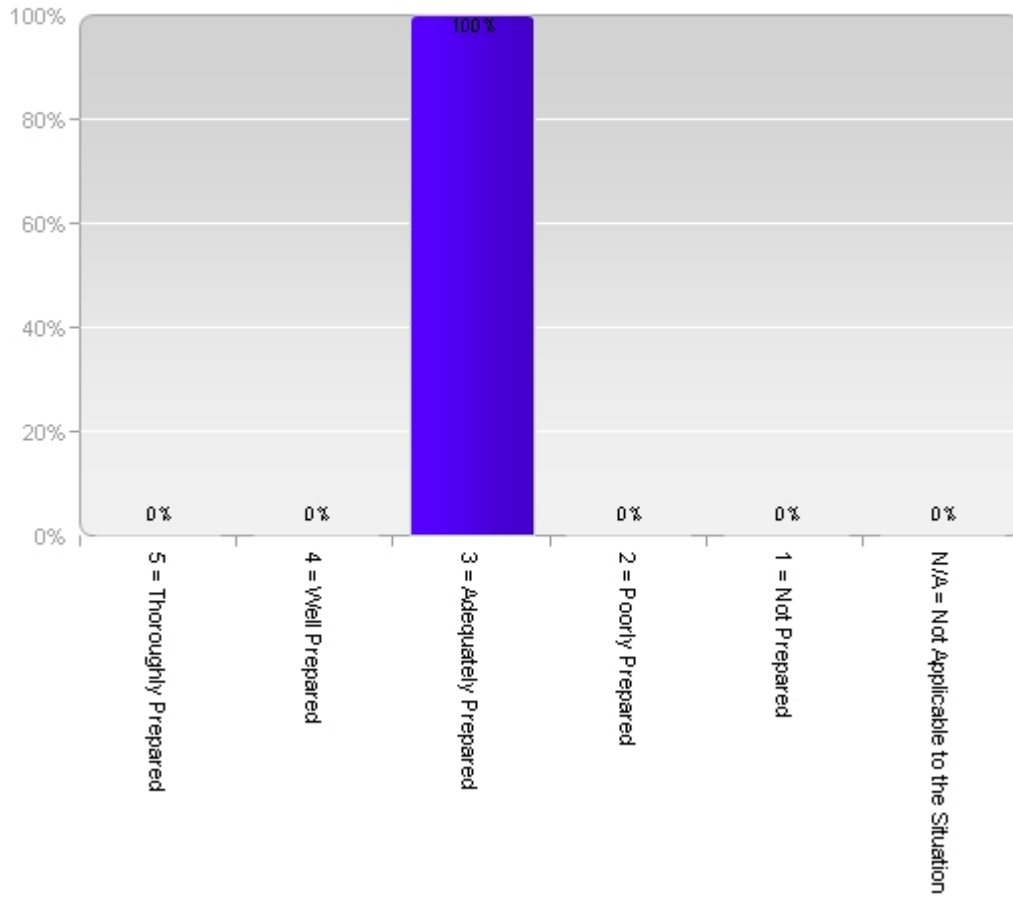
Q16. Please use the scale provided to indicate the degree to which you believe our program has prepared graduates currently employed as teachers in your district in each of the professional knowledge and practice areas. - 9. Managing Classroom Behaviors

Q16. Please use the scale provided to indicate the degree to which you believe our program has prepared graduates currently employed as teachers in your district in each of the professional knowledge and practice areas. - 9. Managing Classroom Behaviors



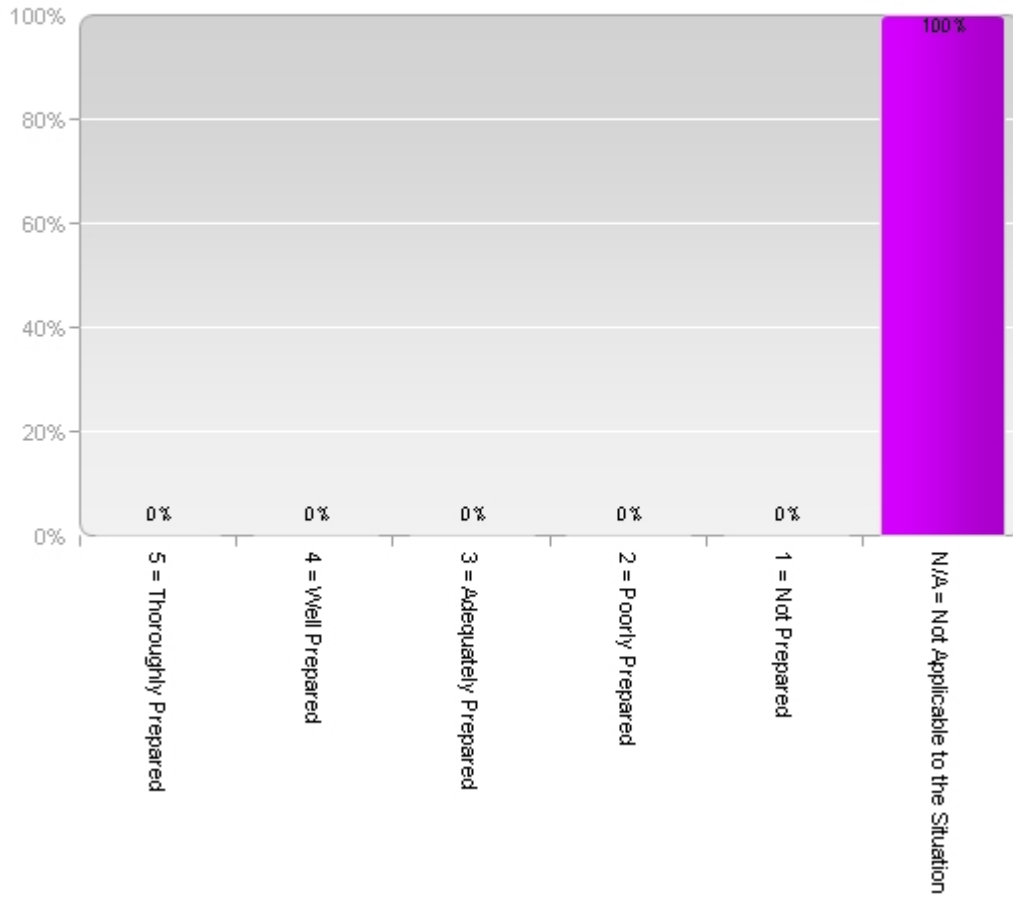
Q17. Please use the scale provided to indicate the degree to which you believe our program has prepared graduates currently employed as teachers in your district in each of the professional knowledge and practice areas. - 10. Use of Technology to Aid in Student Learning

Q17. Please use the scale provided to indicate the degree to which you believe our program has prepared graduates currently employed as teachers in your district in each of the professional knowledge and practice areas. - 10. Use of Technology to Aid in Student Learning



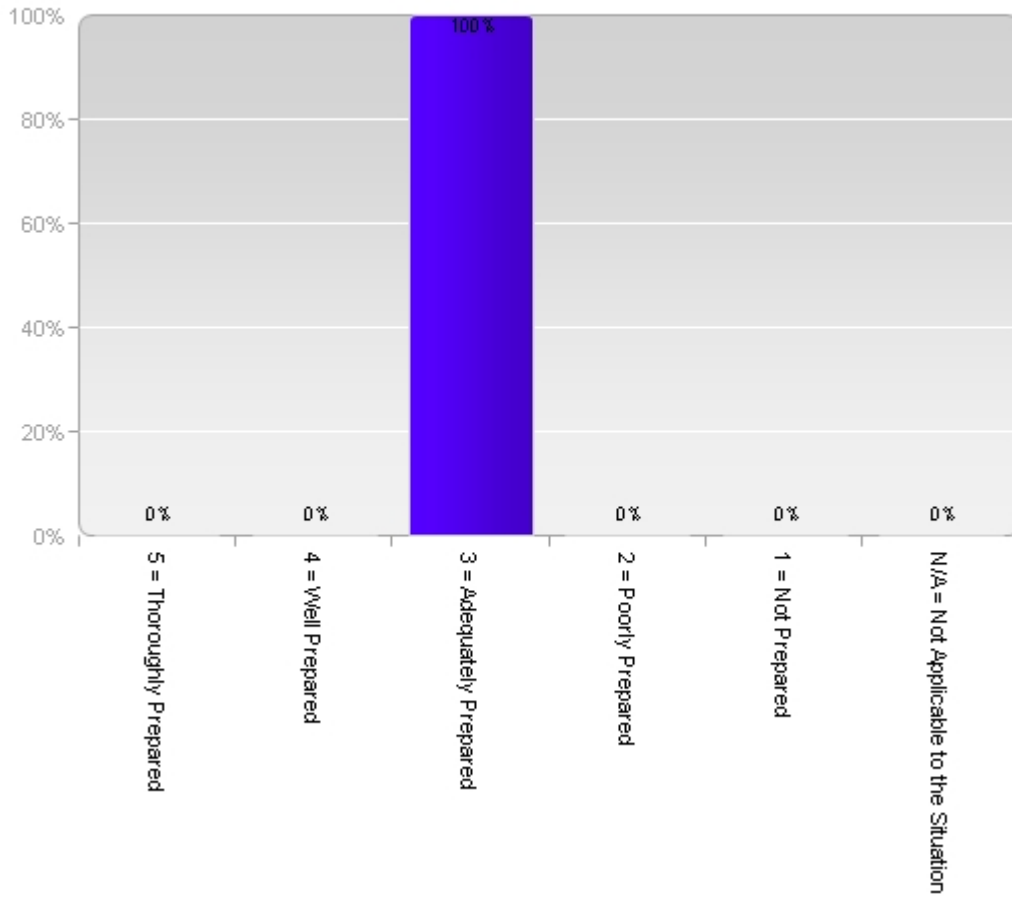
Q18. Please use the scale provided to indicate the degree to which you believe our program has prepared graduates currently employed as teachers in your district in each of the professional knowledge and practice areas. - 11. Teaching English Language Learners

Q18. Please use the scale provided to indicate the degree to which you believe our program has prepared graduates currently employed as teachers in your district in each of the professional knowledge and practice areas. - 11. Teaching English Language Learners



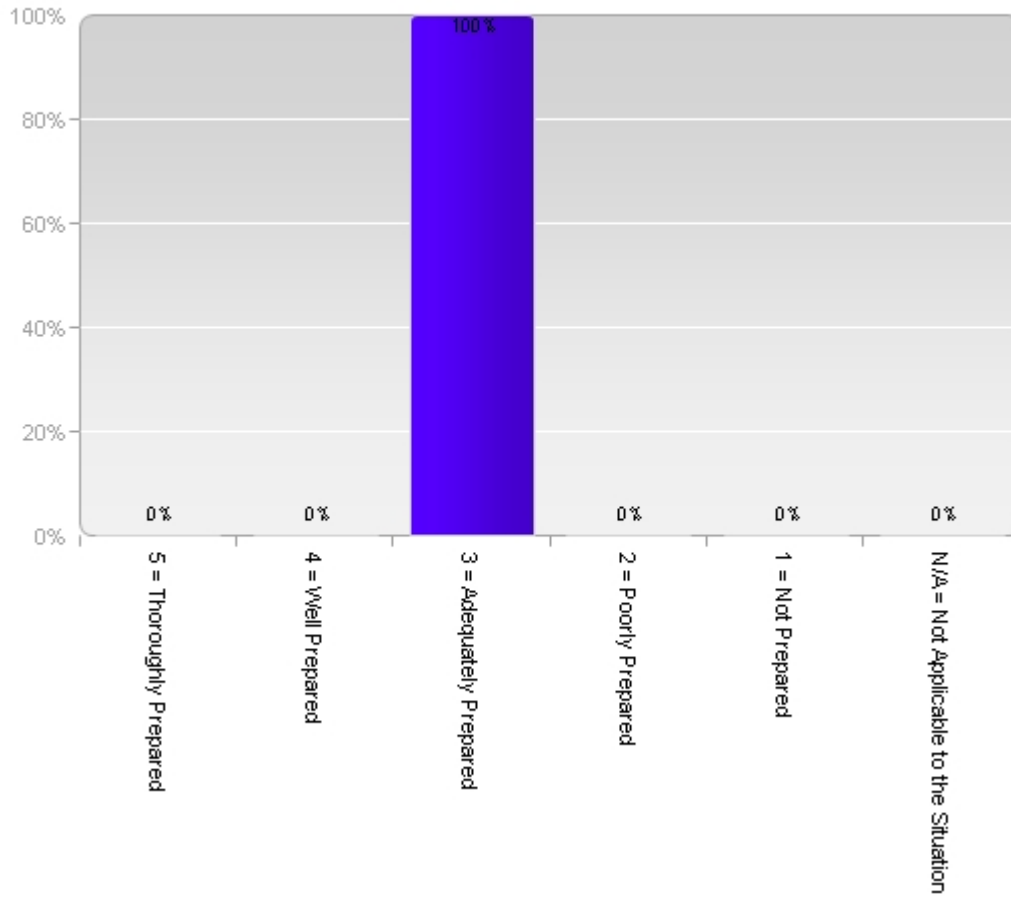
Q19. Please use the scale provided to indicate the degree to which you believe our program has prepared graduates currently employed as teachers in your district in each of the professional knowledge and practice areas. - 12. Teaching Students of Diverse Backgrounds

Q19. Please use the scale provided to indicate the degree to which you believe our program has prepared graduates currently employed as teachers in your district in each of the professional knowledge and practice areas. - 12. Teaching Students of Diverse Backgrounds



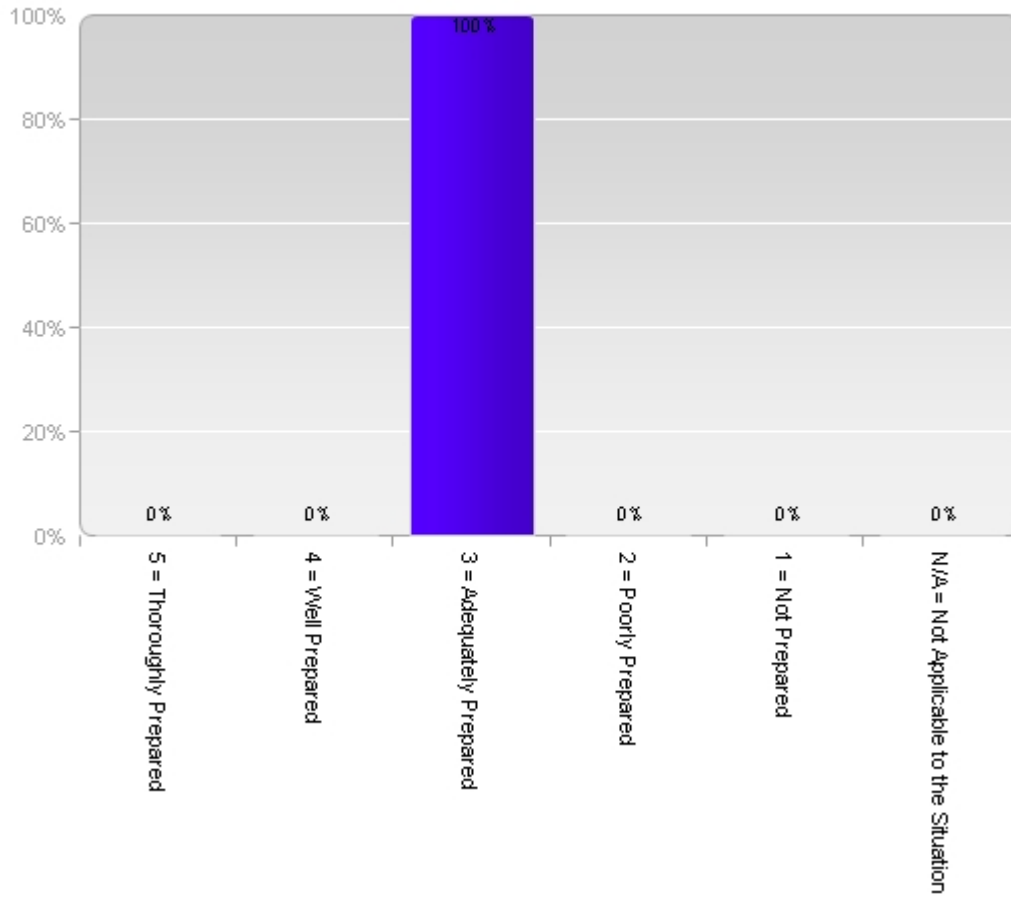
Q20. Please use the scale provided to indicate the degree to which you believe our program has prepared graduates currently employed as teachers in your district in each of the professional knowledge and practice areas. - 13. Teaching Students with Special Needs

Q20. Please use the scale provided to indicate the degree to which you believe our program has prepared graduates currently employed as teachers in your district in each of the professional knowledge and practice areas. - 13. Teaching Students with Special Needs



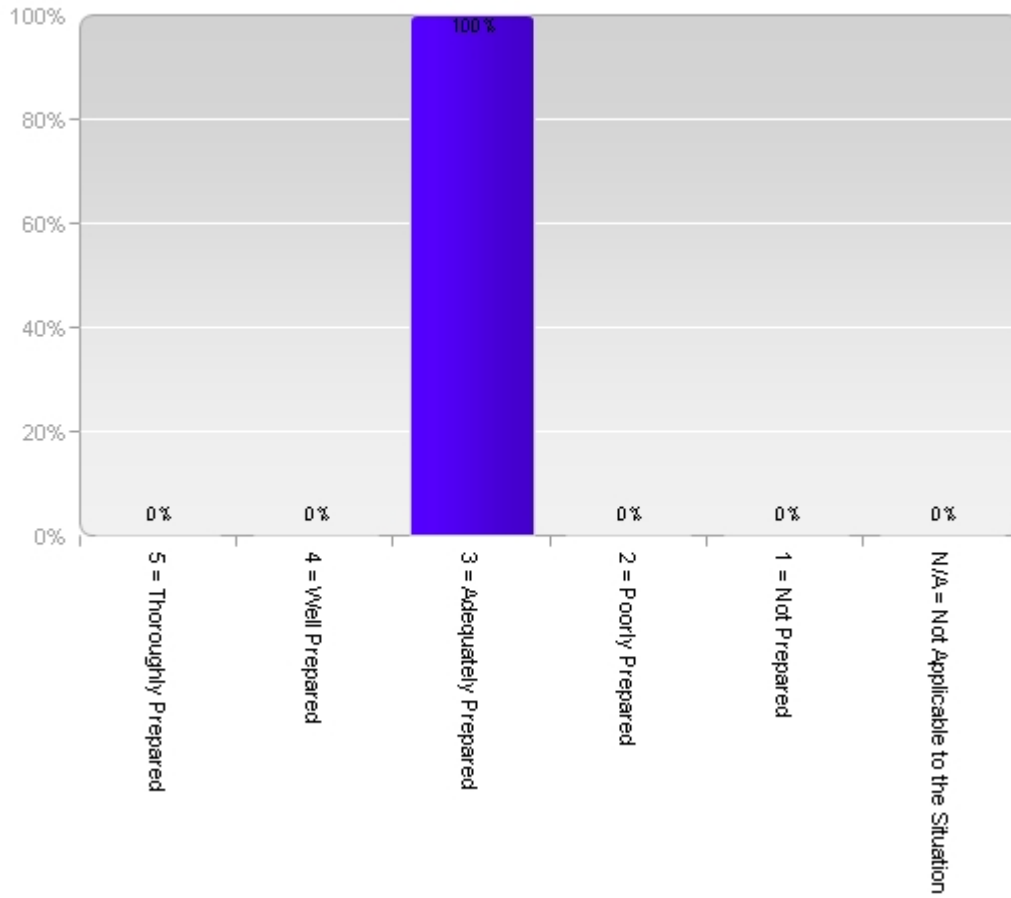
Q21. Please use the scale provided to indicate the degree to which you believe our program has prepared graduates currently employed as teachers in your district in each of the professional knowledge and practice areas. - 14. Flexibility and Responsiveness to Student Needs

Q21. Please use the scale provided to indicate the degree to which you believe our program has prepared graduates currently employed as teachers in your district in each of the professional knowledge and practice areas. - 14. Flexibility and Responsiveness to Student Needs



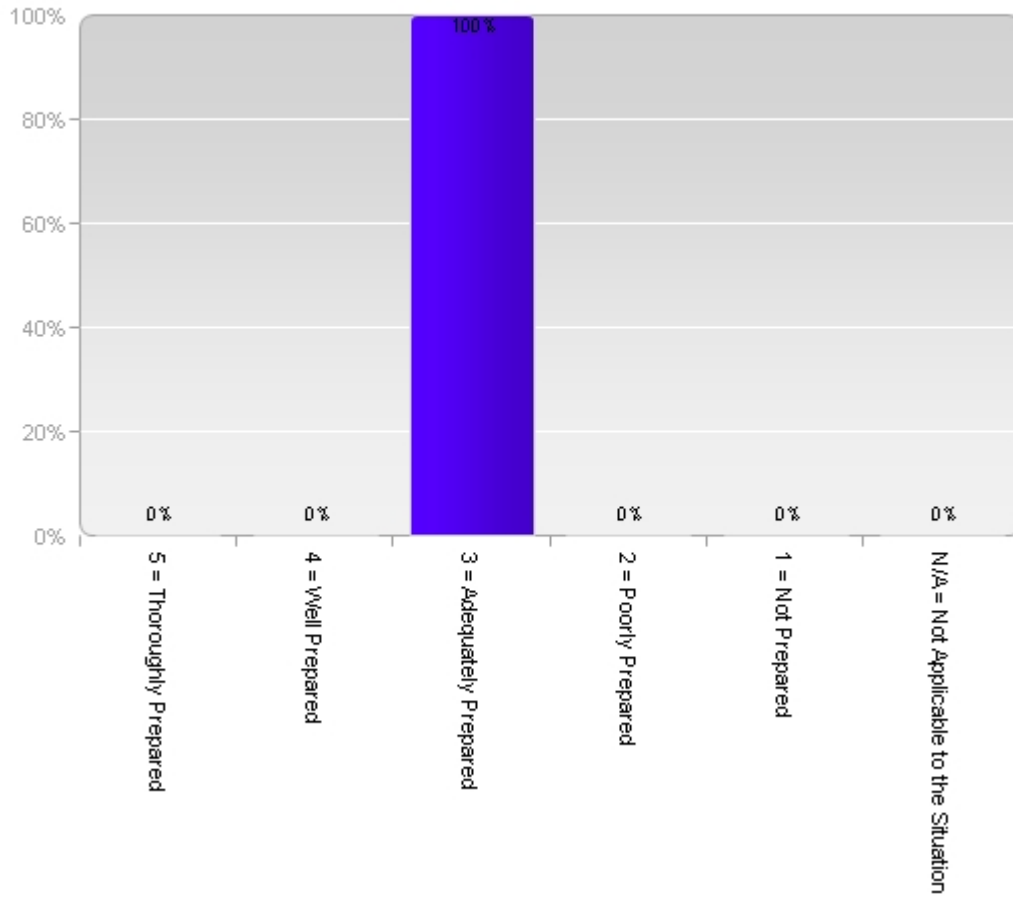
Q22. Please use the scale provided to indicate the degree to which you believe our program has prepared graduates currently employed as teachers in your district in each of the professional knowledge and practice areas. - 15. Effective Communication with Students, Colleagues, and Families

Q22. Please use the scale provided to indicate the degree to which you believe our program has prepared graduates currently employed as teachers in your district in each of the professional knowledge and practice areas. - 15. Effective Communication with Students, Colleagues, and Families



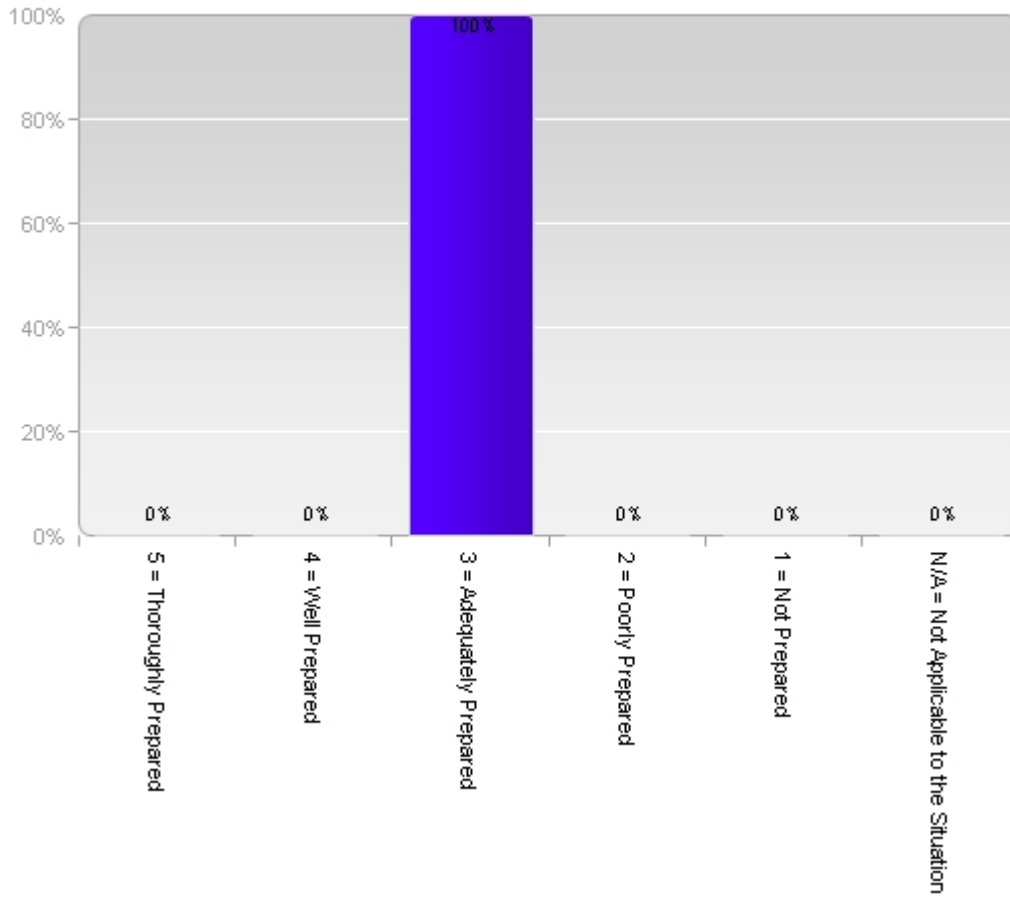
Q23. Please use the scale provided to indicate the degree to which you believe our program has prepared graduates currently employed as teachers in your district in each of the professional knowledge and practice areas. - 16. Engaging in Reflection on Teaching and Learning

Q23. Please use the scale provided to indicate the degree to which you believe our program has prepared graduates currently employed as teachers in your district in each of the professional knowledge and practice areas. - 16. Engaging in Reflection on Teaching and Learning



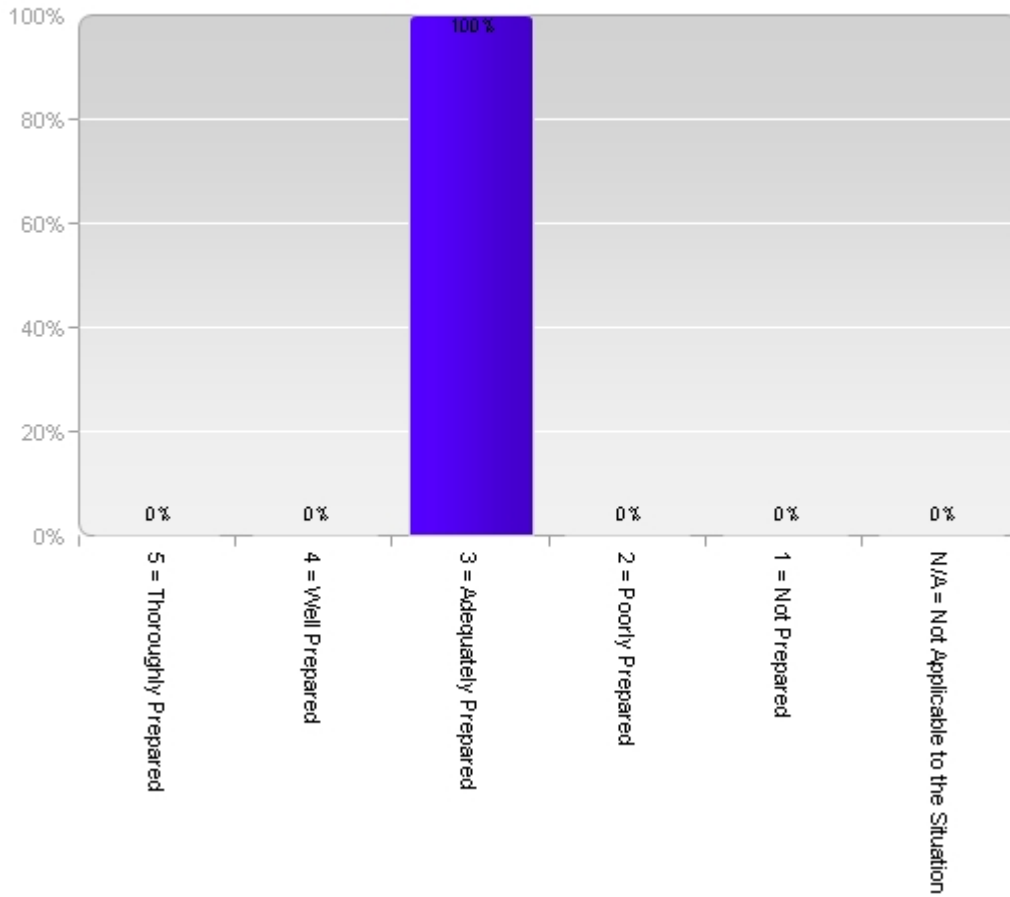
Q24. Please use the scale provided to indicate the degree to which you believe our program has prepared graduates currently employed as teachers in your district in each of the professional knowledge and practice areas. - 17. Engaging in Ongoing Professional Learning

Q24. Please use the scale provided to indicate the degree to which you believe our program has prepared graduates currently employed as teachers in your district in each of the professional knowledge and practice areas. - 17. Engaging in Ongoing Professional Learning



Q25. Please use the scale provided to indicate the degree to which you believe our program has prepared graduates currently employed as teachers in your district in each of the professional knowledge and practice areas. - 18. How do Graduates of the Clarion University Teacher Preparation Program Compare to Graduates of Other Teacher Preparation Programs.

Q25. Please use the scale provided to indicate the degree to which you believe our program has prepared graduates currently employed as teachers in your district in each of the professional knowledge and practice areas. - 18. How do Graduates of the Clarion University Teacher Preparation Program Compare to Graduates of Other Teacher Preparation Programs.



Q26. Based on your answer above, please note any specific strengths and/or weaknesses in the Clarion University Teacher Education Program.

Count Percent

0 0.00% Strengths:

Count Percent

0 0.00% Areas for Improvement:

Count Percent

0 Respondents